

LINE STRIPERS

How to choose the right Line Striper

Airless line strippers can be gas-powered, electric or adjustable from gas to electric for optimum versatility. They produce precise traffic lines, using all categories of traffic paints, without thinning. When choosing an airless line striper, first consider the following:

GPM

Regardless of PSI, an increase in GPM will increase your output. As a general guideline:

- Output levels should be chosen based on typical line width selections and desired walking speeds.
- Choose the GPM levels that support your desired tip sizes.

Line Width/Mil Thickness/Travel Speed

- Higher speeds, wider and thicker lines require greater GPM (gallons per minute) and tip support.














Examples:

Lines 4 inches wide at a travel speed of 5 mph require a minimum of .75 GPM.

Lines 4 inches wide at a travel speed of 10 mph require a minimum of 2.0 GPM.

Features

- Choose from special features that provide easy gun adjustments, improved maneuverability and high quality lines.

Application	FIELD MARKING		LIGHT		MEDIUM			HEAVY				
Model	PowrLiner 800	TurfLiner	PowrLiner 1800M	LineLazer 3400	PowrLiner 2800M	PowrLiner 4900XLT	LineLazer IV 3900	LineLazer IV 5900	LineLazer 200HS	PowrLiner 6900XLT	PowrLiner 8900XLT	PowrLiner 9900XLT SP
Manufacturer	Speeflo	Graco	Speeflo	Graco	Speeflo	Speeflo	Graco	Graco	Graco	Speeflo	Speeflo	Speeflo
Motor	33 cc Subaru	35 cc Honda	126 cc Subaru	120 cc Honda	126 cc Subaru	118 cc Honda	120 cc Honda	160 cc Honda	160 cc Honda	196 cc Honda	196 cc Honda	242 cc Honda
Gallons Per Minute (GPM)	.33	.50	.50	.75	.85	1.25	1.25	1.6	2.0	2.15	2.35	2.35
*Supports Tip Size	.019	.027	.023	.027	.030	.031	.035	.043	.046	.048	.052	.052
Maximum Fluid Pressure (PSI)	2500	900	3300	3300	3300	3300	3300	3300	3300	3300	3300	3300
Weight	65 Lbs.	80 Lbs.	128 Lbs.	130 Lbs.	138 Lbs.	235 Lbs.	212 Lbs.	232 Lbs.	240 Lbs.	245 Lbs.	255 Lbs.	372 Lbs.
Pump Type	Clutch Piston	Clutch Piston	Clutch Piston	Clutch Piston	Clutch Piston	Piston	Clutch Piston	Clutch Piston	Hydraulic Piston	Piston	Piston	Piston
Guns Supported	1	1	1	1	1	2 (.023 Tip)	2 (.025 Tip)	2 (.029 Tip)	2 (.038 Tip)	2 (.033 Tip)	2 (.038 Tip)	2 (.038 Tip)
						• Auto-Layout™ Model Available • Line Driver Model Available	• Auto-Layout™ Model Available • Line Driver Model Available	• Auto-Layout™ Model Available • Line Driver Model Available	• Auto-Layout™ Model Available • Line Driver Model Available	• Optional Self-Propulsion Available	• Optional Self-Propulsion Available	
												
	PowrLiner 800	TurfLiner	PowrLiner 1800M	LineLazer 3400	PowrLiner 2800M	PowrLiner 4900XLT	LineLazer IV 3900	LineLazer IV 5900	LineLazer 200HS	PowrLiner 6900XLT	PowrLiner 8900XLT	PowrLiner 9900XLT SP

Line striping can be faster and more accurate than ever. Perfect for natural grass athletic fields plus versatile enough to use when striping parking lots or painting large areas, these Airless Striping Machines deliver crisp, clean lines and precise logos.



Sherwin-Williams carries a complete line of accessories. See store for details.